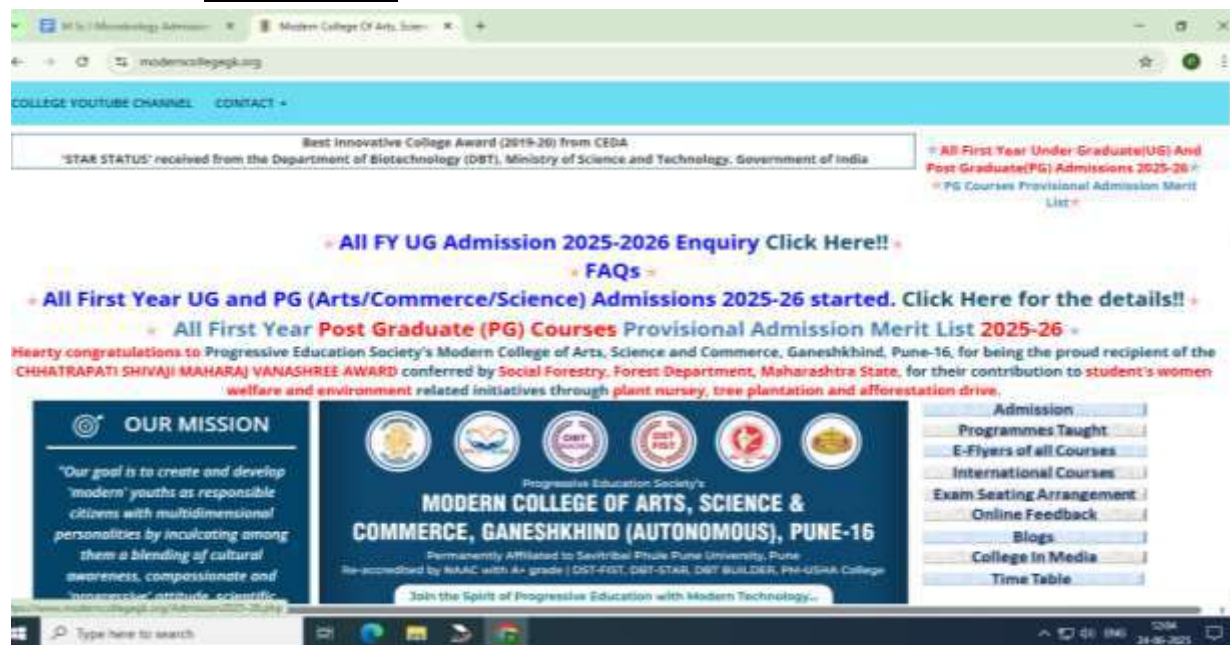


Admission procedure

1. Go to P.E.S. Modern College Ganeshkhind website you can use following link.

https://www.google.com/search?q=modern+college+gk&rlz=1C1GCEU_en-GBIN1119IN1119&oq=&gs_lcrp=EgZjaHJvbWUqCQgAEcMYJxjqAjlJCAAQIxnGOoCMgkIA RAjGCcY6gIvCQgCECMYJxjqAjlJCAMQIxnGOoCMgkIBBAjGCcY6gIvCQgFECMYJxjqAjlJCAyQIxnGOoCMgkIBxAjGCcY6gLSAQkxMDExajBqMTWoAgiwAgHxBY2exp9mJGmx8QWNnsafZiRpsQ&sourceid=chrome&ie=UTF-8

2. Click on **Admission** tab .



3. Click on **Click for online admission portal.**

Admissions Open for All First Year Under Graduate (UG) and Post Graduate(PG) Courses

Students who have passed in all subjects in their 12th Standard are eligible for First Year admission in Arts, Science and Commerce Programs.

You can also visit college for any guidance or help required related to Admission.

• Fees Structure Summary 2025-26

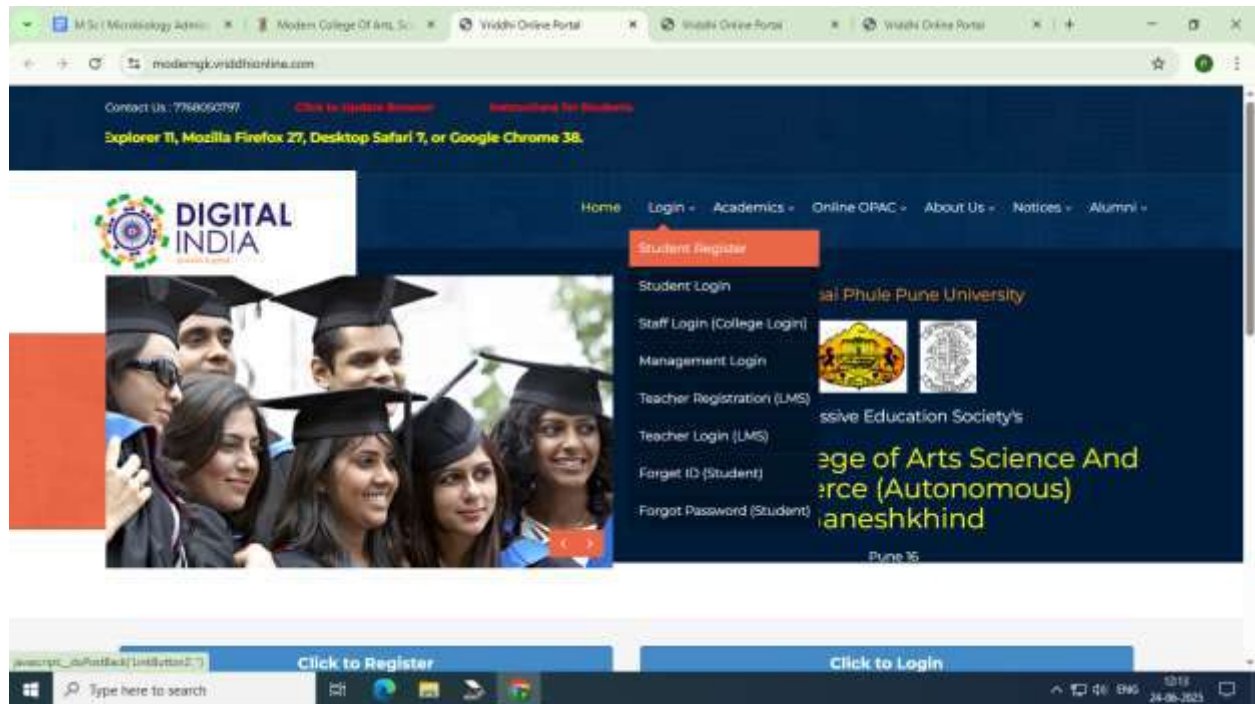
★ [CLICK FOR ONLINE ADMISSION PORTAL](#) ★

FOR ADMISSION ENQUIRY AND QUERIES CONTACT US ON: +917768050797 OR +917768020797

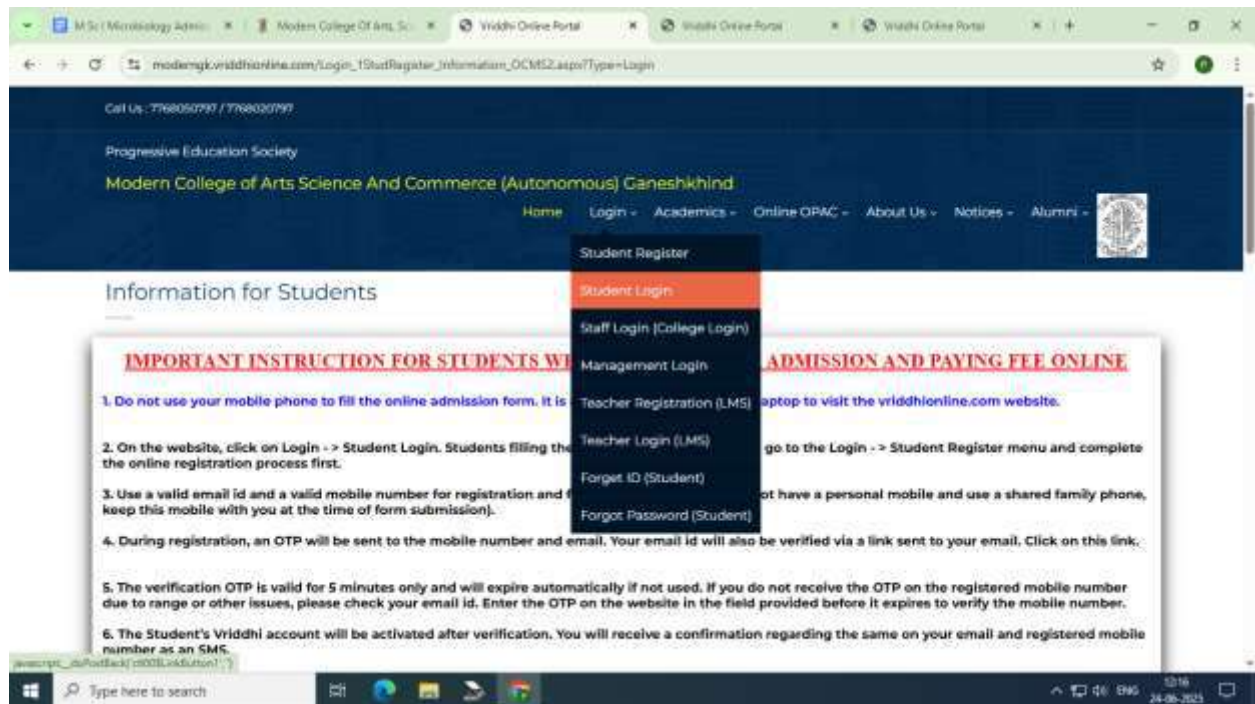
ADMISSION FORM CAN ALSO BE FILLED USING MOBILE BROWSER OF SMART MOBILE PHONE.

★ [CLICK FOR ONLINE ADMISSION PORTAL](#) ★

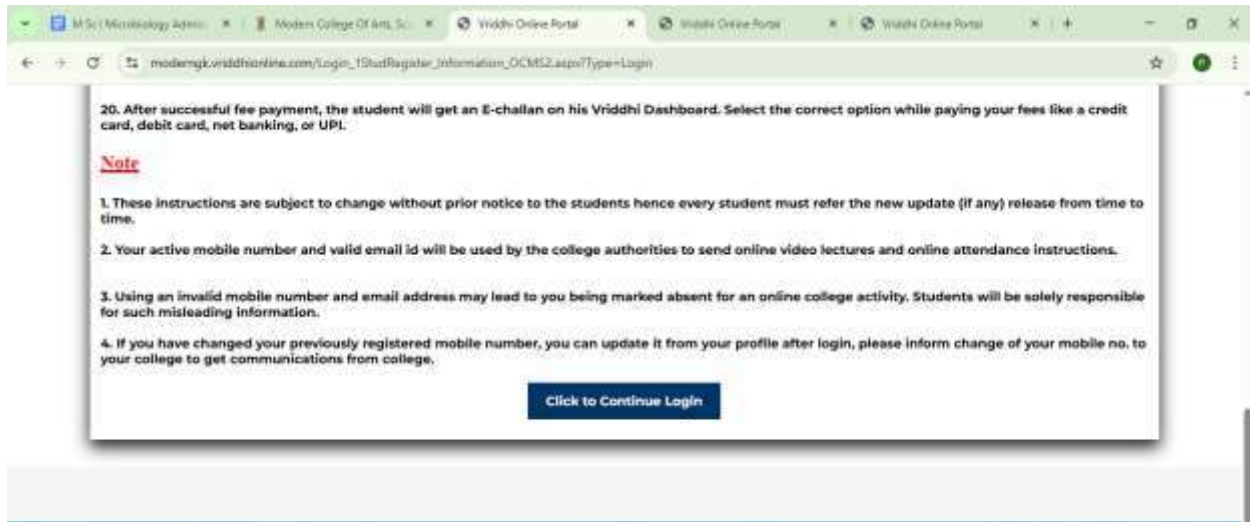
4. Go to **Login** and first register in **Student register** give your valid email address and mobile number to receive login ID and password.



5. Go to **Student login** section, login with the details that you have received on your mobile and email.



6. Read all the instructions carefully and click the button **Click to continue login** at the base of the page.



7. Fill all the details in the form.

8. Upload the mentioned documents and complete the form.

9. The completed form will be approved for documents, subjects, and payment options.

10. You will receive messages for the approvals on your registered mobile and email address.

11. Once the approvals are given the payment option will be activated. Payment can be done by online or offline mode

**12. For offline mode contact respective office faculty , fill the challan and do the payment in the office .
(in the college by filling the challan) .**

12. Once the payment is done take a printout of form attach self attested photocopies of necessary documents, Payment receipt and submit in the college office to confirm the admission.